







39 1500m Freestyle Women Final last heat

Official

Entries Heats Summary

Total 13 and older 17-18 years

Rank	Competitor	Age	Club	RT	PTS	Result
1	 Hay Sophie	18	 Hamilton Aq...	0.73		17:20.72 Entry: 17:12.73 +7.99
	50m: 31.00	100m: 1:04.04 (33.04)				
	150m: 1:37.77 (33.73)	200m: 2:11.76 (33.99)				
	250m: 2:45.98 (34.22)	300m: 3:20.37 (34.39)				
	350m: 3:54.80 (34.43)	400m: 4:29.32 (34.52)				
	450m: 5:04.03 (34.71)	500m: 5:38.65 (34.62)				
	550m: 6:12.92 (34.27)	600m: 6:47.84 (34.92)				
	650m: 7:22.72 (34.88)	700m: 7:57.79 (35.07)				
	750m: 8:33.05 (35.26)	800m: 9:08.45 (35.40)				
	850m: 9:43.80 (35.35)	900m: 10:19.07 (35.27)				
	950m: 10:54.65 (35.58)	1000m: 11:30.07 (35.42)				
	1050m: 12:05.06 (34.99)	1100m: 12:40.33 (35.27)				
	1150m: 13:15.87 (35.54)	1200m: 13:51.55 (35.68)				
	1250m: 14:26.76 (35.21)	1300m: 15:01.74 (34.98)				
	1350m: 15:36.94 (35.20)	1400m: 16:12.57 (35.63)				
	1450m: 16:46.89 (34.32)	1500m: 17:20.72 (33.83)				
2	 Bates Olivia	17	 North Shor...	0.77		17:49.99 Entry: 17:50.50 -0.51
	50m: 31.93	100m: 1:06.41 (34.48)				
	150m: 1:41.55 (35.14)	200m: 2:16.76 (35.21)				
	250m: 2:52.20 (35.44)	300m: 3:27.79 (35.59)				
	350m: 4:03.17 (35.38)	400m: 4:38.66 (35.49)				
	450m: 5:14.18 (35.52)	500m: 5:49.83 (35.65)				
	550m: 6:25.75 (35.92)	600m: 7:01.76 (36.01)				
	650m: 7:37.84 (36.08)	700m: 8:13.80 (35.96)				
	750m: 8:49.86 (36.06)	800m: 9:25.77 (35.91)				
	850m: 10:01.82 (36.05)	900m: 10:37.80 (35.98)				
	950m: 11:14.03 (36.23)	1000m: 11:49.92 (35.89)				
	1050m: 12:25.86 (35.94)	1100m: 13:02.14 (36.28)				
	1150m: 13:38.15 (36.01)	1200m: 14:14.29 (36.14)				
	1250m: 14:50.01 (35.72)	1300m: 15:26.20 (36.19)				
	1350m: 16:02.44 (36.24)	1400m: 16:38.71 (36.27)				
	1450m: 17:14.79 (36.08)	1500m: 17:49.99 (35.20)				
3	 Jackson Shae	17	 North Cant...	0.73		18:16.35 Entry: 18:14.67 +1.68
	50m: 34.08	100m: 1:08.53 (34.45)				
	150m: 1:43.69 (35.16)	200m: 2:19.00 (35.31)				
	250m: 2:54.67 (35.67)	300m: 3:30.44 (35.77)				
	350m: 4:06.53 (36.09)	400m: 4:42.99 (36.46)				
	450m: 5:19.64 (36.65)	500m: 5:56.24 (36.60)				
	550m: 6:32.90 (36.66)	600m: 7:09.84 (36.94)				
	650m: 7:46.81 (36.97)	700m: 8:24.12 (37.31)				
	750m: 9:01.04 (36.92)	800m: 9:37.87 (36.83)				
	850m: 10:14.61 (36.74)	900m: 10:51.99 (37.38)				
	950m: 11:27.92 (35.93)	1000m: 12:05.85 (37.93)				

1050m: 12:43.23 (37.38)	1100m: 13:20.90 (37.67)
1150m: 13:58.23 (37.33)	1200m: 14:35.93 (37.70)
1250m: 15:13.23 (37.30)	1300m: 15:50.59 (37.36)
1350m: 16:27.40 (36.81)	1400m: 17:04.75 (37.35)
1450m: 17:41.09 (36.34)	1500m: 18:16.35 (35.26)

4



Carter Scout

17



Ice Breaker... 0.72

18:32.77

Entry: 18:35.25 -2.48

50m: 32.53	100m: 1:07.69 (35.16)
150m: 1:43.80 (36.11)	200m: 2:20.30 (36.50)
250m: 2:57.17 (36.87)	300m: 3:34.14 (36.97)
350m: 4:11.13 (36.99)	400m: 4:48.65 (37.52)
450m: 5:26.20 (37.55)	500m: 6:03.79 (37.59)
550m: 6:41.51 (37.72)	600m: 7:18.98 (37.47)
650m: 7:56.38 (37.40)	700m: 8:33.92 (37.54)
750m: 9:11.71 (37.79)	800m: 9:49.51 (37.80)
850m: 10:27.48 (37.97)	900m: 11:05.32 (37.84)
950m: 11:43.42 (38.10)	1000m: 12:21.62 (38.20)
1050m: 13:00.09 (38.47)	1100m: 13:38.56 (38.47)
1150m: 14:16.42 (37.86)	1200m: 14:54.01 (37.59)
1250m: 15:30.78 (36.77)	1300m: 16:08.04 (37.26)
1350m: 16:44.89 (36.85)	1400m: 17:21.78 (36.89)
1450m: 17:58.03 (36.25)	1500m: 18:32.77 (34.74)

5



Sonerson Catherine

18



Pirates Swi... 0.73

19:31.88

Entry: 18:56.02 +35.86

50m: 33.12	100m: 1:09.72 (36.60)
150m: 1:47.14 (37.42)	200m: 2:25.00 (37.86)
250m: 3:03.06 (38.06)	300m: 3:41.93 (38.87)
350m: 4:21.05 (39.12)	400m: 5:00.60 (39.55)
450m: 5:40.11 (39.51)	500m: 6:19.60 (39.49)
550m: 6:59.18 (39.58)	600m: 7:38.69 (39.51)
650m: 8:18.10 (39.41)	700m: 8:58.36 (40.26)
750m: 9:38.08 (39.72)	800m: 10:17.80 (39.72)
850m: 10:57.50 (39.70)	900m: 11:37.97 (40.47)
950m: 12:18.36 (40.39)	1000m: 12:58.05 (39.69)
1050m: 13:38.34 (40.29)	1100m: 14:18.47 (40.13)
1150m: 14:58.82 (40.35)	1200m: 15:39.40 (40.58)
1250m: 16:19.79 (40.39)	1300m: 16:59.72 (39.93)
1350m: 17:39.03 (39.31)	1400m: 18:17.98 (38.95)
1450m: 18:55.32 (37.34)	1500m: 19:31.88 (36.56)

6



Gladwin Chloe

S19 17



Whakatane... 0.88

888

19:35.45

Entry: 19:14.58 +20.87

50m: 34.11	100m: 1:12.72 (38.61)
150m: 1:51.88 (39.16)	200m: 2:31.52 (39.64)
250m: 3:10.80 (39.28)	300m: 3:50.20 (39.40)
350m: 4:29.51 (39.31)	400m: 5:08.97 (39.46)
450m: 5:48.21 (39.24)	500m: 6:27.73 (39.52)
550m: 7:07.12 (39.39)	600m: 7:46.52 (39.40)
650m: 8:25.65 (39.13)	700m: 9:05.24 (39.59)
750m: 9:44.76 (39.52)	800m: 10:24.13 (39.37)
850m: 11:03.62 (39.49)	900m: 11:43.02 (39.40)
950m: 12:22.58 (39.56)	1000m: 13:02.04 (39.46)
1050m: 13:41.49 (39.45)	1100m: 14:20.80 (39.31)
1150m: 14:59.93 (39.13)	1200m: 15:39.29 (39.36)
1250m: 16:18.93 (39.64)	1300m: 16:59.11 (40.18)
1350m: 17:39.04 (39.93)	1400m: 18:18.38 (39.34)
1450m: 18:56.92 (38.54)	1500m: 19:35.45 (38.53)

7



Claridge Lilly

17



Nelson Sou...

0.92

19:57.53 +38.52

Entry: 19:19.01

50m:	34.55	100m:	1:12.17 (37.62)
150m:	1:50.94 (38.77)	200m:	2:30.25 (39.31)
250m:	3:10.05 (39.80)	300m:	3:49.61 (39.56)
350m:	4:29.34 (39.73)	400m:	5:09.17 (39.83)
450m:	5:49.13 (39.96)	500m:	6:29.34 (40.21)
550m:	7:09.34 (40.00)	600m:	7:49.47 (40.13)
650m:	8:29.45 (39.98)	700m:	9:09.89 (40.44)
750m:	9:50.03 (40.14)	800m:	10:30.38 (40.35)
850m:	11:10.33 (39.95)	900m:	11:50.99 (40.66)
950m:	12:31.58 (40.59)	1000m:	13:12.06 (40.48)
1050m:	13:52.81 (40.75)	1100m:	14:33.78 (40.97)
1150m:	15:14.16 (40.38)	1200m:	15:55.21 (41.05)
1250m:	16:35.81 (40.60)	1300m:	17:16.70 (40.89)
1350m:	17:57.09 (40.39)	1400m:	18:37.74 (40.65)
1450m:	19:17.51 (39.77)	1500m:	19:57.53 (40.02)